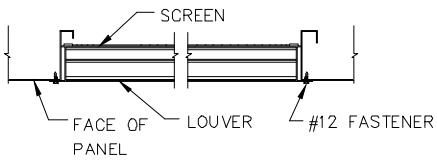
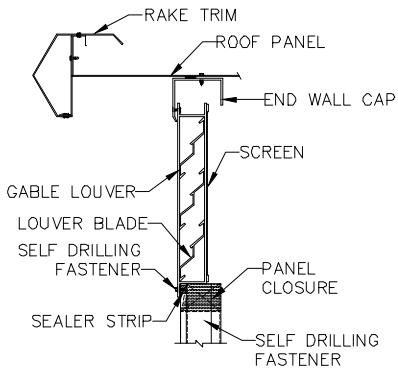
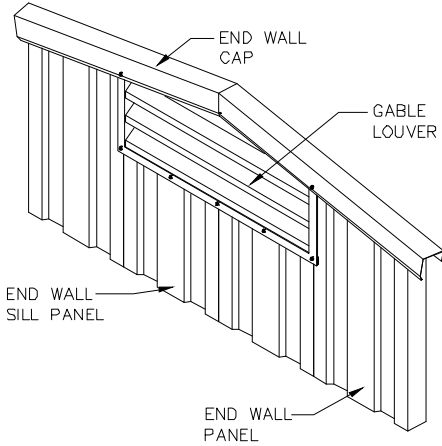


32" x 12" GABLE LOUVER



**SECTION THRU LOUVER
(TOP VIEW)**



**SECTION THRU LOUVER
(SIDE VIEW)**

PRODUCT DESCRIPTION

GABLE LOUVER
32" wide x 12" high
(130 Sq. In. free area)

The 32" wide x 12" high Gable louver shall be fixed blade type with blades set on a 45 degree slope. Blades and frames shall be of nominal 14 gauge extruded aluminum. Finish shall be natural mill finish and shall not require field painting. All louvers shall include 18-14 aluminum mesh insect screen.

NOTE: Refer to Floor Plan and Elevation Drawing for exact size and location of accessories.