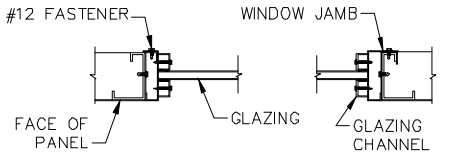
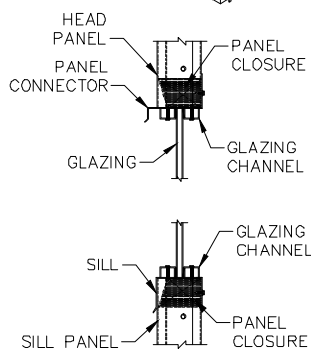
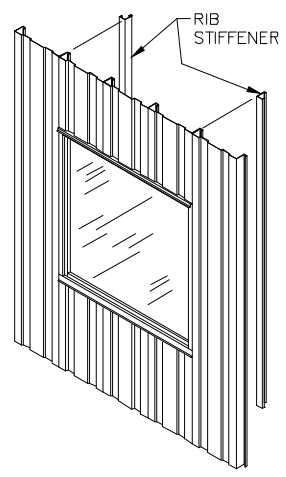


4'-0" X 4'-0" FIXED WINDOW
w/ 1/4" ACRYLIC GLAZING



SECTION THRU WINDOW
(TOP VIEW)

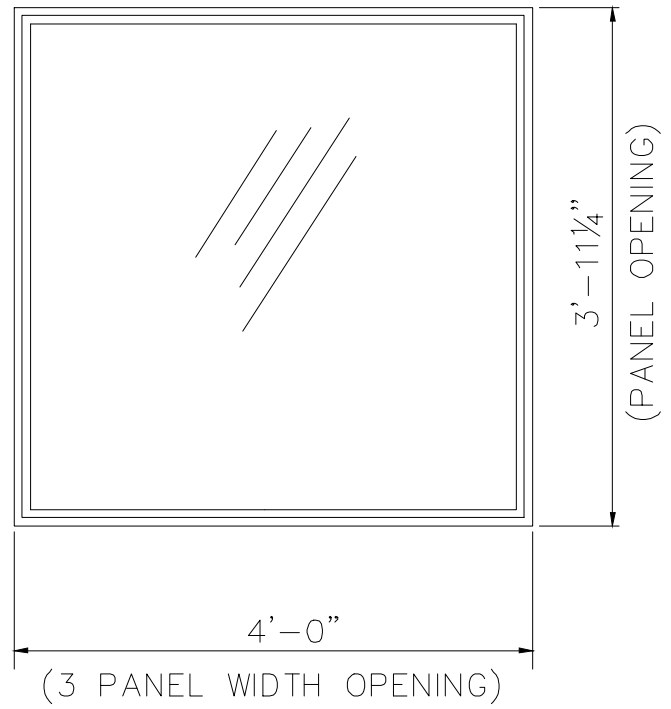


SECTION THRU WINDOW
(SIDE VIEW)

PRODUCT DESCRIPTION

FIXED WINDOW
w/ 1/4" ACRYLIC GLAZING

Fixed windows shall be furnished factory glazed with 1/4" acrylic glazing and complete with all attaching hardware. The window unit shall be factory assembled for single unit installation. All window sash sections shall be formed from nominal 18 gauge galvanized G90 steel and factory color finished white or bronze baked on enamel.



- NOTES:** 1. - Refer to Floor Plan and Elevation Drawing for exact size and location of accessories.
 2. - Standard height to top of window is 7'-2".